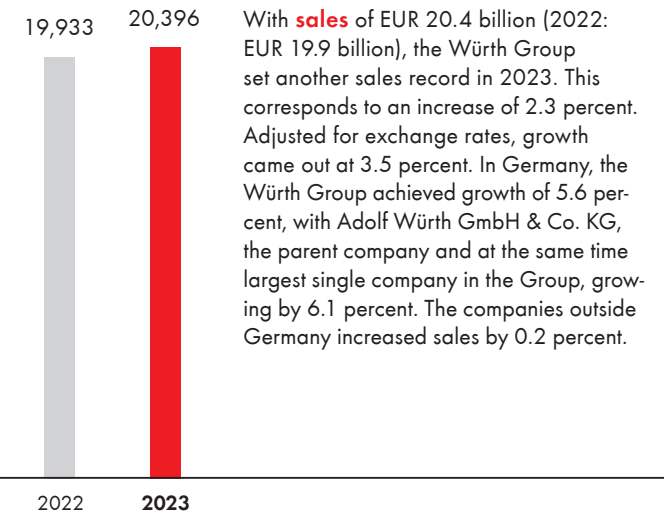


THE WÜRTH GROUP AT A GLANCE

		2022	2023
Sales	in millions of EUR	19,933	20,396
Employees	number of	85,637	87,047
Pre-tax operating result*	in millions of EUR	1,575	1,455
Return on sales	in %	7.9	7.1
EBIT	in millions of EUR	1,575	1,502
EBITDA	in millions of EUR	2,379	2,364
EBITDAR	in millions of EUR	2,455	2,459
Net income for the year	in millions of EUR	1,194	1,136
Cash flows from operating activities	in millions of EUR	867	2,002
Capital expenditure	in millions of EUR	1,178	1,312
Equity	in millions of EUR	7,913	8,761
Net debt	in millions of EUR	987	455
Total assets	in millions of EUR	17,188	17,995
Rating S&P Global Ratings		A/stable	A/stable

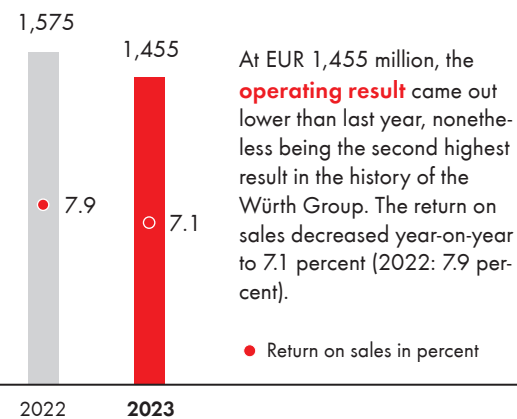
SALES in millions of EUR



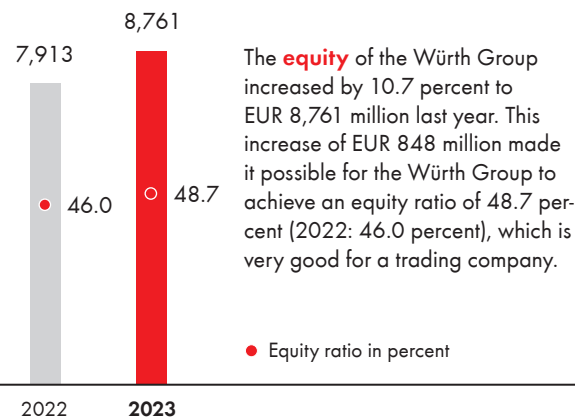
The consolidated financial statements of the Würth Group are prepared in accordance with the International Financial Reporting Standards (IFRS).

* Earnings before taxes, before amortization of goodwill, brands, and financial assets, before the collection of negative differences recognized in profit or loss, before the adjustment of purchase price liabilities from acquisitions through profit or loss, and before changes recognized in profit or loss of non-controlling interests disclosed as liabilities

PRE-TAX OPERATING RESULT in millions of EUR



EQUITY in millions of EUR



EMPLOYEES as of 31 December

